

## Answers Key (Term I)

Salafia Model school Pampore.

Subject: Math.

class: 1st.

Lesson no: 04.

Topic : Position.

How much do you know

Q1 Write the position of the given animals.

a) : The rat is on the shelf.

The cat is under the shelf.

b) : The fish is inside the bowl.

The squirrel is outside the bowl.

c) : The bird is above the cloud.

The dog is below the cloud.

d) : The rabbit is on top of the ladder.

e). The rat is in front of the duck.  
The squirrel is behind the duck.  
The duck is between the rat and  
the squirrel.

Riddle time: (Pg no: 95)

Q1 elephant, giraffe

Q2 9 (nine),

8 (eight)

Q3

Friday


Q4

Tuesday

Q5

Lesson no: 05

Topic: Shapes:



square

a) square:


It has four corners and has 4 equal sides.



circle

b) circle:

It has one side and no corners.



rectangle

c) rectangle:

It has two sides long and two sides short. It has four corners.



triangle

d) triangle:

It has three sides and three corners.



oval

e) oval:

It is like a flattened circle.

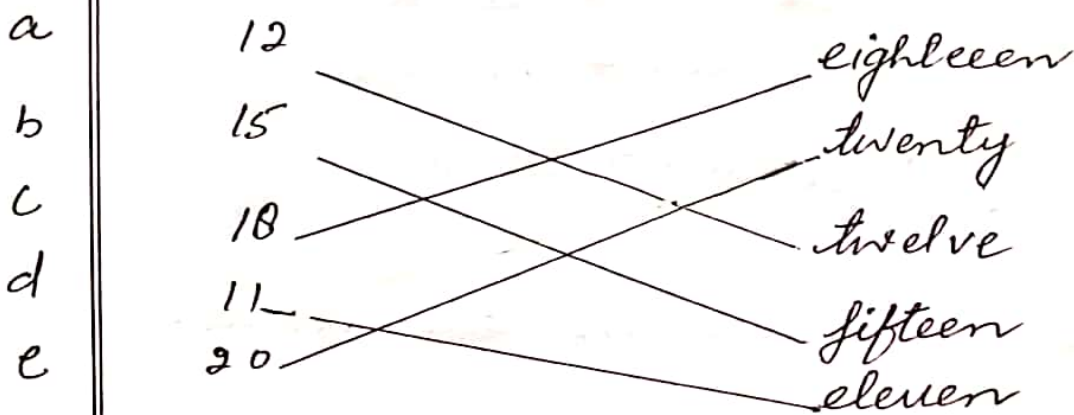
exercise

Do all exercise of lesson no: 5  
on book, and by yourself.

Lesson no: 06. Number 10 to 20. (4)

Q1 Do it on book by yourself.

Q2 Match the numbers with their number names.



Q3 fill in the blank boxes.

a  fourteen      17

c  nineteen      16

e  ten      20

Q4 Do it yourself on book.



Q5

Match the following.

- a 13 → i)  ten +  ones
- b 16 → ii)  ten +  ones
- c 20 → iii)  ten +  ones
- d 18 → iv)  ten +  ones
- e 19 → v)  ten +  ones

Q6

Write more or less in the boxes.

- a)  is  than
- b)  is  than
- c)  is  than
- d)  is  than

Q7

Put the correct sign  $>$ ,  $<$  or  $=$  in the boxes.

- a. 14  12
- b. 10  15
- c. 16  6
- d. 17  20
- e. 9  19
- f. 20  19

Q8 Write true or false.

a) 12 is more than 10  true

b) 11 is less than 13  true

c) 16 > 20  false

d) 15 < 17  true

e) 19 > 14  true

f) 18 is more than 15  true

Q9 Colour the box with the correct answer.

a) 11 is before  12  10  9

b) 13 is after  12  14  11

c) 18 is before  17  16  19

d) 15 is after  14  16  13

Q10 Write the numbers that comes before after or in between.

a)  16 17      b). 14  15      c). 11  12 13

d) 10  11 12      e).  17 18

Q11

Fill in the boxes.

- a) 10 11 12 13 14 15
- b) 13 14 15 16 17 18 19
- c) 14 15 16 17 18 19 20
- d) 15 16 17 18 9 20

Q12 Do it yourself on book.

13 Colour the box with the bigger no. red and the smaller number green.

- a. 11 12 17
- b. 15 7 16
- c. 9 13 10
- d. 18 13 14
- e. 5 17 16
- f. 19 20 14
- g. 15 13 9
- h. 11 18 12



# Backward Counting

(6)

Q14

Fill in the missing numbers.

a

(15) (14) (13) (12) (11) (10) (09)

b

(17) (16) (15) (14) (13) (12) (11)

c

(18) (17) (16) (15) (14) (13) (12)

d

(20) (19) (18) (17) (16) (15) (14)

15

Arrange the ordering numbers in increasing order.

a)

11, 13, 10, 12, (10) (11) (12) (13)

b)

16, 14, 18, 10 (16) (14) (16) (18)

c)

12, 19, 17, 11 (11) (12) (17) (19)

d)

15, 13, 12, 20 (12) (13) (15) (20)

16

Arrange the numbers in decreasing order.

a)

10, 13, 12, 16 (16) (13) (12) (10)

b)

15, 11, 10, 12 (15) (11) (10) (12)

Q7 Write true or false

a.  $14 > 12 > 11 > 10$  true.

b.  $10 < 13 < 17 < 18$  true.

c.  $15 < 14 < 11 < 10$  false.

d.  $19 > 12 > 13 > 16$  false.

e.  $20 > 18 > 13 > 10$  true.

Chap. 6 completed.

Lesson no: 07

Topic: Numbers 21 to 99.

(7)

Counting in Tens.

Q1 Count and write.

(do it by yourself on book).

Q2 Write numbers in the blank boxes.

a  $\boxed{2}$  tens +  $\boxed{6}$  ones =  $\boxed{26}$

b  $\boxed{3}$  tens +  $\boxed{1}$  one =  $\boxed{31}$

c  $\boxed{4}$  tens +  $\boxed{0}$  ones =  $\boxed{40}$

d  $\boxed{5}$  tens +  $\boxed{2}$  ones =  $\boxed{52}$

e  $\boxed{6}$  tens +  $\boxed{5}$  ones =  $\boxed{65}$

f  $\boxed{7}$  tens +  $\boxed{4}$  ones =  $\boxed{74}$

Q3 Fill in the blank boxes.

a  $\boxed{34}$  =  $\boxed{3}$  tens +  $\boxed{4}$  ones

b  $\boxed{29}$  =  $\boxed{2}$  tens +  $\boxed{9}$  ones

c  $\boxed{46}$  =  $\boxed{4}$  tens +  $\boxed{6}$  ones

d  $\boxed{70}$  =  $\boxed{7}$  tens +  $\boxed{0}$  ones

e  $\boxed{80} = \boxed{8}$  tens +  $\boxed{0}$  ones.

7.  $\boxed{14} = \boxed{1}$  tens +  $\boxed{4}$  ones.

Q4 Do it your self on book.

Q5 Do Q5 also on book by yourself.

Q6 Write more or less in the boxes.

a)  $\boxed{32}$  is less than  $\boxed{45}$

b)  $\boxed{84}$  is more than  $\boxed{78}$

c)  $\boxed{26}$  is more than  $\boxed{20}$

d)  $\boxed{90}$  is less than  $\boxed{91}$

e)  $\boxed{74}$  is less than  $\boxed{79}$

f)  $\boxed{51}$  is more than  $\boxed{15}$

Q7 Put the correct sign  $>$ ,  $<$  or  $=$  in the boxes.

a.  $49 \boxed{<} 57$

b.  $63 \boxed{>} 60$

c.  $17 \boxed{<} 71$

d.  $87 \boxed{=} 87$

e.  $91 \boxed{<} 99$

f.  $60 \boxed{>} 16$



Q8 Write true or false.

a. 62 is less than 23. false

b. 54 is more than 34. true.

c. 28 > 26. true

d. 39 < 29. false

e. 90 is more than 82. true

f. 83 is less than 57. false

Q9 Colour the box with the correct answer

a. 29 is before  28  30  31

b. 48 is after  47  49  46

c. 90 is before  89  92  91

d. 55 is before  56  54  57

Q10 Write the number that comes before, after or in between.

a. 54  55

b.  79 80

c. 89  90 91



Q11 Fill in the boxes.

a.

b.

c.

Q12 Do Q's 12 on book by yourself.

Q13 Do Q's 13 on book by yourself.

Q14 Do it yourself on book.

Q15 Find the missing numbers.

a)

b)

c)

Q16 Arrange the numbers in increasing order.

a. 19, 15, 31, 28 →

b. 22, 45, 10, 56 →

c. 73, 87, 62, 81 →

d. 98, 60, 20, 35 →

(9)

Q/7

Arrange the numbers in decreasing order!

- a. 20, 23, 32, 19      (32)      (23)      (20)      (19)
- b. 49, 54, 37, 68      (68)      (54)      (49)      (37)
- c. 81, 79, 82, 61      (82)      (81)      (79)      (61)
- d. 35, 55, 45, 25      (55)      (45)      (35)      (25)

Q/10

Write true or false:

- a)  $68 > 56 > 23 > 20$       true
- b)  $92 < 91 < 90 < 87$       false
- c)  $76 < 80 < 85 < 90$       true
- d)  $31 > 29 > 28 > 40$       false.

Completed.

## Table of 06.

$$6 \times 1 = 6$$

$$6 \times 2 = 12$$

$$6 \times 3 = 18$$

$$6 \times 4 = 24$$

$$6 \times 5 = 30$$

$$6 \times 6 = 36$$

$$6 \times 7 = 42$$

$$6 \times 8 = 48$$

$$6 \times 9 = 54$$

$$6 \times 10 = 60$$

Salafia Model School Pampore. ①  
class. Ist. Subject G.K. Term Ist Answer Key

Task no. 8. Pg. no. 179.

Sports Gear.

- |                      |                  |
|----------------------|------------------|
| 1. Swimming goggles. | 6. helmet.       |
| 2. skates.           | 7. Shuttlecock.  |
| 3. Pads.             | 8. bat and ball. |
| 4. net               | 9. hockey stick. |
| 5. Racquet.          | 10. gloves.      |

Task no. 9. Pg. no. 180.

Female sports persons.

- |                                      |                                  |
|--------------------------------------|----------------------------------|
| 1. Sania Mirza.<br><u>Tennis</u>     | 2. Mary Kom.<br><u>Boxing</u>    |
| 3. Saina Nehwal.<br><u>badminton</u> | 4. Mithali Raj<br><u>Cricket</u> |
| 5. Geeta Phogat.<br><u>Wrestling</u> | 5. Jania Sachdev<br><u>Chess</u> |

Task no. 10. Be Safe. Pg. no. 181

1.  X

2.  ✓

3.  ✓

4.  X

5.  X

6.  X

Task. no. 11. Pg. no. 182.

Helping Hands.

1. baker.

2. postman.

3. doctor

4. plumber

5. deliveryman.

6. green grocer.

7. barber

8. carpenter.

9. tailor

10. flight attendant



جماعت :- اول موضوع :- اردو  
نظم :- اول "سلفیہ ماڈل اسکول"

سبق نمبر 4

عنوان دو چٹھی (5)

تحریری سوالات کے جوابات -

سوال 1 جواب -

تھک کر بھل کہا -

سوال 2 جواب -

جھوٹ مت بول -

سوال 3 جواب -

دودھ پی -

سوال 4 جواب -

ڈھول بجا -

سوال 5 جواب -

کل پھر آ کے دھاگا لانا -

سوال 6 جواب - کھڑکی کھول -

خالی جگہوں کو پُر کیجیے :-

تھک ۱  
۲۔ من ۳ پی ۴۔ کل ۵۔ لانا -  
کھول ۵۔ ۴۔ بجا

ڈبوں کے خالی خانوں کو بھر کر الفاظ بنائیے

تھ ۱ ل ۲۔ ٹھ ی ک

چھ ۳ ل ۴۔ کھ ا ل

چھ ۵ ل

سوال ۲

۱

۵

سوال ۳

۱

۳

۵

توڑ کر لکھو:

بھائی = ب + ھ + ا + ے + ی

پھول = پ + ھ + و + ل

خقال = خ + ا + ل

جھوٹ = ج + ھ + و + ٹ

ڈھول = ڈ + ھ + و + ل

جوڑ کر لکھو:

چھاتا = چ + ا + ت + ا

ڈھنگ = ڈ + ھ + ن + گ

کھڑکی = ک + ھ + ڑ + ک + ی

کھوڑا = ک + ھ + و + ڑ + ا

کھال = ک + ھ + ا + ل

کھنڈا = ک + ھ + ن + ڈ + ا

سبق نمبر ۷ - عنوان :- چھوٹی (ی) بڑی (ے) اور (۶)

تشریحی سوالات کے جوابات -

۱ نیلی وردی -

۲ میلا کپڑا -

۳ پیٹر اُگا -

۴ ہرے بھرے پودے -

۵ میرا گاؤں -

۶ میرا بھائی گانا گائے -

۷ خالی جگہوں پر لُکھائیے -

۱ وردی ۲ - کپڑا ۳ - اُگا ۴ - لانا

۵ پودے ۶ - بھائی -

۷ سوال ڈبوں کے خالی خانوں کو پھر کر الفاظ بنائیے -

P. T. O.

1. پ ی ٹ ۲۔ ن ی ل ی
- ۳۔ جھ ی ل ۴۔ پ ے ر
- ۵۔ کھ ا ل ۶۔ ب ے ل
- ۴۔ ک و ا ۱۔ گ ا ٹے
- ۶۔ جھ ا و



لٹوڑ کر لکھو :-

1. تین = ت + ی + ن .
2. پیٹر = پ + لے + ڈ .
3. لیرا = ل + ا + ر .
4. چھاؤں = چھ + ا + و + ن .
5. کوئی = ک + و + ی .

جوڑ کر لکھو :-

1. نیلی = ن + ی + ل + ی
2. لکڑی = ل + ک + ڈ + ی
3. جھیل = جھ + ی + ل
4. گاؤں = گ + ا + و + ن
5. کھپ = کھ + ی + پ
6. کھایا = کھ + ا + ی + ا

سبق نمبر ۱ - عنوان: تشدید (۳)

تخریری سوالات کے جوابات -  
جواب: ۱

سوال ۱

اچھا بچہ دل کا سچا -

جواب: ۲ - چھٹی لاکر چھٹی لے لی -  
جواب: ۳

سوال ۲

سوال ۳

بھیا بھاگا -

جواب: ۴

سوال ۴

پکا ام لا -

خالی جگہوں کو پُر کیجیے -

سوال ۵

بچہ

۱

بھاگا

۲

چھٹی

۳

ام

۴

جوڑ کر لکھو

۵

ک + ت + ت + ا = کتا -

۱

س + چ + چ + ا = سچا -

۲

ل + ل + ی = دلی -

۳

م + کھ + ہ + ی = مٹھی -

۴

ا + ل + ل + و = آلو -

۵

pg. no. 5.

سبق نمبر ۶ (نوا) عنوان: گھر۔

تشریحی سوالات کے جوابات۔  
اوپر دیے گئے الفاظ کی ورد سے خالی جگہوں کو  
پُر کیجیے۔

سوال

برتن = پیالی، چھچھہ، تھالی، کیتلی

کمرہ = دیوار، دروازہ، الہاری، صوفہ

رسوئی = چولہا، برتن، جھاڑو، گیس

سوال

نیچے دیے گئے الفاظ کی ورد سے استاد بچوں سے  
خالی جگہیں پُر کروا کے "گھر" پر چند جملے لکھوائے۔

گھر، چار، گیس دان، میں، ٹیلی ویژن

سوال ذرا لکھیے۔

(الف) بتائیے یہ آپ کے کیا لگتے ہیں۔

۱ باپ کا بھائی = چاچا

۲ باپ کا باپ = دادا

۳ باپ کی ماں = دادی

QUTUB

- جوڑ کر لکھو۔
- 1 دیوار = د + ا + و + ر
  - 2 بیج + م + ج + ہ
  - 3 ص + و + ف + ہ
  - 4 ص + ا + ب + ن
  - 5 ب + لے + کھ + ک
  - 6 ق + ا + ل + ن
  - 7 ت + و + ل + ہ

ماں کا باپ = نانا  
 ماں کی ماں = نانی -

نیچے دیے گئے الفاظ کی مدد سے استاد بچوں

سے خالی جگہیں پُر کروا کے "گھر" پر چند جملے لکھوائے۔

یہ میرا گھر ہے اس میں چار کمرے ہیں۔

رسوئی میں گیس دان ہے۔ ہماری میں تھالی ہے۔

کمرے میں رنگین ٹیلی ویژن ہے۔

توڑ کر لکھو۔

آٹن = آ + ن + گ + ن

پلنٹ = پ + ل + ن + گ

گیس = گ + س + س

چھاڑو = چ + ا + ر + و

رکابی = ر + ک + ا + ب + ی

کیتلی = ک + ت + ل + ی

پیالی = پ + ا + ل + ی



صفحہ نمبر ۲۳ -

ایک جوزہ ، ایک انڈا ، ایک کیلا -  
 دو لڑکے ، تین <sup>سنگٹریے</sup> ~~سنگٹریے~~ ، دس تارے -

صفحہ نمبر ۲۴ -

سوال درج ذیل شکلوں کو دیکھ کر ان کے نیچے لکھیے کہ یہ  
 "مذکر" ہیں یا "مونث"۔

مذکر ، مونث ، مذکر ، مونث -

سوال دیے گئے اسموں سے نرا (مذکر) اور مادہ (مونث) کو  
 انگ انگ لکھیے۔

مذکر ۱ لڑکا ۲ مور ۳ شیر

مونث ۱ گائے ۲ مرغی ۳ لڑکی -

سوال مذکور کو صحیح مونث سے ملائیے۔

دلہن ← امنا د  
 ← دو لہیا  
 ← امنا فی

بکرا ← مرغی  
 ← بلری  
 ← مرغی

۱۲. ۹. ۲۰۱۹

صفحہ نمبر ۲۷

اضداد

سوال۔ ذیل میں دیے گئے الفاظ کے ضد لکھیے۔

جھوٹا

بڑا

رات

دن

پتلا

موٹا

آسمان

زمین

کالا

سفید

جوان

بوجڑھا

Pg. no. 13

مذکر / مؤنث

مذکر : ہر لڑکا جنہاں کو مذکر کہتے ہیں۔ مثلاً

مرد، باپ، پاتھی، کوا وغیرہ۔

مؤنث : ہر مادہ جنہاں کو مؤنث کہتے ہیں۔ مثلاً

عورت، ماں، بنتھی، کوی وغیرہ۔

مؤنث	مذکر
عورت	مرد
ماں	باپ
بیوی	شوہر
دہن	دولہا
مورنی	مور
گھوڑی	گھوڑا
ڈاکٹرنی	ڈاکٹر
کوی	کوا
کتیا	کتا
استانی	استاد

19. no. 14.

ضد  
ضد :- آپسی اختلاف کو ضد کہتے ہیں مثال

او پنا درخت، پست درخت وغیرہ۔

ضد

الفاظ

چھوٹا

بڑا

۱

رات

دن

۲

پتلا

موٹا

۳

آسمان

زمین

۴

گالا

سفید

۵

جوان

بوڑھا

۶

نیچا

او پنا

۷

بائیں

دائیں

۸

نیچے

او پرا

۹

سچے

آگے

۱۰

## میرا تعارف

- ۱- میں ایک لڑکا / لڑکی ہوں۔
- ۲- میرا نام ..... ہے۔
- ۳- میں سات سال کا / گی ہوں۔
- ۴- میں اول جماعت میں پڑھتا / پڑھتی ہوں۔
- ۵- میں ..... میں رہتا / رہتی ہوں۔
- ۶- میرے باپ کا نام ..... ہے۔
- ۷- میری ماں کا نام ..... ہے۔
- ۸- میں روز اسکول جاتا / جاتی ہوں۔
- ۹- میں <sup>ہمیشہ</sup> صاف کپڑے پہنتا / پہنتی ہوں۔
- ۱۰- میں ایک اچھا انسان بننا چاہتا / چاہتی ہوں۔

==



تسلفیہ ماڈل اسکول درنگہ بیل پانچورہ

۱۱۵

جواز: اَلَمْ  
مضمون: کاشف  
نظم: اکھ

Answer key.

سن - صفحہ نمبر ۱۷ - صفحہ نمبر ۱۹ پر وہ تہ لکھو -

سن - گریڈز آف پیٹھ دینے تام

اکھ

نہ

ترے

زور

پانشرہ

شے

سنترہ

اکھ

کو

۵۱ -

س ۱۳

پائثرن جننگلی جالوارن پندر ناو -

- ۱ شال
- ۲ یاپت
- ۳ سبب
- ۴ یوس
- ۵ روستلٹ

س ۱۴

پائثرن رشتہ دارن پندر ناو -

- ۱. مول
- ۲. صوج
- ۳. بنیہ
- ۴. زبر بَب
- ۵. پیتر
- ۶. پائثرہ لفظ

س ۱۵

گملہ      کلہ      طوطی      صفیہ      درواز

س ۱۶

آواز      پندر پائثرہ لفظ      روزی

زوز      سٹی      آبی      روزی

د آواز سیتی پائثره لفظ -

بلخ خریز گر غلام قٹ پال

ه آواز سیتی پائثره لفظ -

سونا خون سنووق زود کھول

او آواز سیتی پائثره لفظ -

اور زور دور کوٹھ پورہ

Answer Key

1

Salafia Model school Pampore.  
Subject: english  
Class : Ist  
Term Ist :

Poem: Topic : Animal Parade

New Words:

1. Marching
2. clean
3. climb
4. Play
5. Laugh
6. Hurrah.

Word

Meaning

Sentence.

- |    |            |                  |   |
|----|------------|------------------|---|
| 1. | Marching - | walk →           | Animals are marching.                           |
| 2. | clean -    | free from dirt → | I have cleaned my house.                        |
| 3. | climb -    | mount →          | It took six days to them to climb the mountain. |
| 4. | Play -     | amuse one self → | Tom likes to play football.                     |
| 5. | Laugh -    | cackle -         | Don't laugh at me.                              |
|    | Hurrah -   | pleasure -       | Hurrah! I won the match.                        |

A. Comprehension.

Complete the following

1. All the animals are marching.
2. One elephant runs to have some  
fun.
3. One tiger wants to clean his  
shoes.
4. One monkey loves to climb a  
tree.
5. The three little animals laugh  
and play.

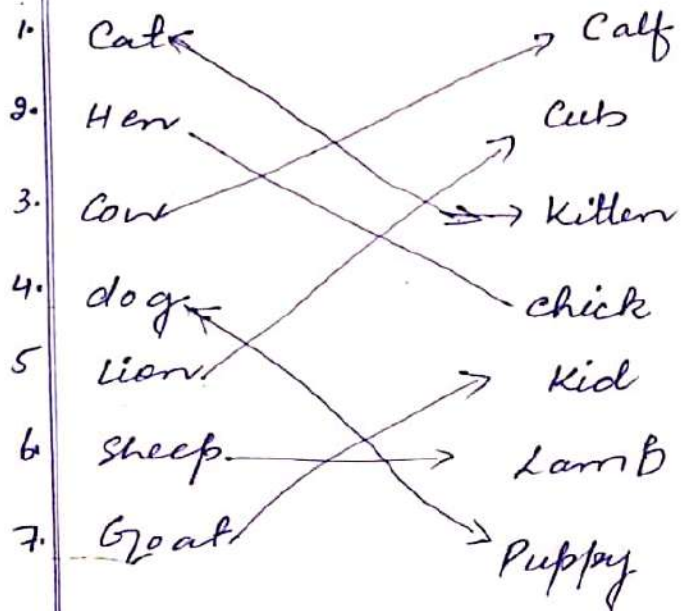
B. Vocabulary.

B1. Match the Column A with Column B.

- |                |   |          |
|----------------|---|----------|
| 1. a dog       | → | neighs   |
| 2. a bird      | → | chatters |
| 3. a horse     | → | barks    |
| 4. a monkey    | → | trumpets |
| 5. an elephant | → | chirps.  |
-



B2. Match the animal parent with their babies



Lesson no: 01

Topic : The clever frog.

Pg no: 06.

New words:

- 1. Suddenly
- 2. Tired
- 3. Swam
- 4. Spotted
- 5. Pounced
- 6. Waved
- 7. Afraid

Word

Meaning

Sentence:

- 1. Suddenly. immediately → Suddenly, he saw a pond filled with water.
- 2. Tired. weary → He was tired, but he kept working.
- 3. spotted. saw. Finally she spotted him talking to his father.
- 4. Waved. moved hand from side to side. Ahmad rolled his eyes and waved his hand.
- 5. Afraid: fearful. He was not afraid of anything.
- 6. Pounced: jumped on something to catch it. The cat pounced on the rat.

A

## Comprehension:

A1. Replace the words in red with the correct word from the lesson.

1. It was a ~~cold~~ day.

A It was a hot day.

2. There was a ~~tree~~ on top of a hill.  
There was a bush on top of a hill.

3. The frog stood on a ~~small~~ rock.  
The frog stood on a big rock.

4. The tiger was sitting under a ~~shed~~.  
The tiger was sitting under a tree.

5. The ~~frog~~ lay down by the side  
of ~~bush~~.

The tiger lay down by the side  
of the pond.

Q:- Complete the following answers.

1. The frog was feeling very hot and tired. what did he do?

Ans He quickly jumped into pond.

2. What did the frog spot on top of a hill?

Ans The frog spotted a bush on top of a hill.

3. What was the tiger looking for?

Ans The tiger was looking for food.

Q4 Was the frog dirty?

Ans Yes it was.

5. Who was clever - the tiger or the frog?

Ans The frog was clever.

Q5 Pg no: 10.

Q6 fill in the blanks with a, an or the.

1. A tiger sat under a tree. The tiger wanted to rest.

2. A frog jumped into a pond. The pond had ~~because~~ beautiful lilies in it.



3. An ox was sitting in a shed. The ox was tired.

Do vocabulary portion of lesson no: 1 on book and by yourself.

Q. Complete the following sentences using, in, on, under, in front of, between or behind.

1. The book is on the table.

2. The monkey is behind the wall.

3. There are ten flowers in the vase.

4. The cat is under the chair.

5. The car is in front of the house.



Lesson no: 09.

Answer Key.

Pg no: 11

Topic: To the Market.

Class: 1st.

New Words:

1. comfortable
2. quickly
3. certainly
4. please
5. shopping
6. healthy

<u>Word</u>	<u>Meaning</u>	<u>Sentence.</u>
1. comfortable	safe	I am comfortable at home.
2. certainly	Absolutely	Certainly we can buy a car.
3. please	satisfy	He joined the football to please his father.
4. shopping	buying goods.	I want to go for shopping.
5. healthy	health full.	They grew up healthy and strong.

Q

A

### Comprehension:

Q1

Do it your self after reading the whole lesson thoroughly.

A2

Complete the Answers:

Q1

Where did Raman and his parents go?

Ans

They went to the market.

Q2

How did Raman and his parents go there?

Ans

They went by car.

Q3

Which shop did they go to first?

Ans

They went to the vegetable shop first.

Q4

How much did Raman's mother pay at the bakery?

Ans

She paid ninety two rupees.

Q5

Did the family enjoy shopping?

Ans

Yes, they did.

Q6

What did father say to Raman at the vegetable shop?

Ans

Father said that fruits and vegetable would make Raman tall healthy and strong.

P.T.O

Q7 What did Raman eat?

Ans He ate an ice cream.

Grammar:

Q1 Fill in the blanks using 's with the words given within brackets.

1. Mother buys sugar from the grocer's shop. (grocer)

2. We buy medicine from a chemist's shop. (chemist)

3. Nadira kept mother's bag in the bed room. (Mother)

4. The boy's school bag is very heavy. He cannot carry it.

Q2 circle the correct word in the following sentence.

1. A bird (has) / have two wings.

2. We has / (have) a lot of homework today.

3. I has / (have) many friends.

(11)

4. John have / has a baby brother.  
5. Ali have / has curly hair.

Poem: no: 2.

Topic: Days of the week.

Read the poem thoroughly and learn it.

New words:

1. Ring
2. sing
3. recite
4. Yard

Word:

Meaning:

sentence:

- |           |         |                                     |
|-----------|---------|-------------------------------------|
| 1. Ring   | circle  | We are making a ring.               |
| 2. sing   | croon   | She is sing a song.                 |
| 3. Recite | declaim | We are going to recite Quran today. |
| 4. Yard   | lawn    | We are going to jump in the yard.   |



A Comprehension

A1 Fill in the blanks before or after.

1. Thursday comes after Wednesday.

2. Friday comes before Saturday.

3. Sunday comes before Monday.

4. Wednesday comes after Tuesday.

5. Thursday comes before Friday.

A2 Fill in the blanks with yesterday, today or tomorrow.

1. Today is Friday.  
tomorrow is Saturday.

2. Yesterday was Wednesday.  
Today is Thursday.

A3 Complete the following table.

<u>Day</u>	<u>Activity</u>
1. Monday	making a ring.
2. Tuesday	going to ring.
3. Wednesday	going to read and recite



4.	Thursday.	going to draw and write.
5.	Friday.	going to jump in the yard.
6.	Saturday.	Lessons are going to be hard.
7.	Sunday.	going to play and rest.

### C. Grammar.

c1. Fill in the blanks.

1. Sunil is peeling a banana (Now)  
He is going to eat it. (eat) (soon)

2. Riya is putting toothpaste on her tooth brush. (Now)  
She is going to brush her teeth. (brush) (soon)

3. What is Naren going to do? (soon)  
He is going to sing a song. (sing) (soon)

4. Tai is doing his homework.  
After twenty minutes he is going to (soon)  
ride his bike. (ride)

b) Complete the following sentences.

1. Mother is cooking in the kitchen. (cook / now)

2. The children are going to play in the park. (play / soon)

3. Maya is running very fast. (run / now)

she is going to win the race. (win/soon)

4. Topsy, the rabbit, is crying because he is lost. (cry/now).

1. I am a My self boy / girl.
2. My name is \_\_\_\_\_
3. I am seven years old.
4. I study in class Ist.
5. The name of my school is Salafia Model school Pampore.
6. My father is govt. employee
7. My mother is home maker.
8. I have many friends.
9. I like to play cricket / football.
10. I live at \_\_\_\_\_.

	<u>Singular</u>	<u>Plural</u>
1.	Boy	Boys
2.	Book	Books
3.	Apple	Apples
4.	Table	Tables
5.	box	Boxes
6.	Bat	Bats
7.	ox	oxen
8.	Pencil	Pencil
9.	Bench	Benches
10.	Story	Stories

	<u>Masculine</u>	<u>Feminine</u>
1.	Boy	Girl
2.	father	Mother
3.	Brother	Sister
4.	Uncle	Aunt
5.	Bull	Cow
6.	Dog	Bitch
7.	Man	Woman
8.	King	Queen
9.	Horse	Mare
10.	Lion	Lioness

Completed

Class: 1st

Subject: EVS

Term: 1st

Pg. no. 1

Answer key.

Lesson. no. 07

A. Do yourself. Topic Safety Rules.

B. Fill in the blanks with the correct word.

1. Pavement      2. blades      3. line

4. doctor      5. Playground.

C. Make 😊 for a correct statement and ☹️ for an incorrect statement.

1. Run across the road. ☹️

2. Do not jump on chairs and desks. 😊

3. Lean over a balcony railing. ☹️

4. Do not go alone for a swim. 😊

5. Never disturb the driver. 😊

Activity Time. Do yourself.



Pg. no. 2 . Lesson. no. 8.

Topic. My family.

A. Fill in the blanks.

1. Do yourself.

B. Do yourself.

C. Write the type of the family below each picture.

1. Small family      2. joint family

3. Big family.

Activity Time.

Do yourself.

---

---



11g no. 3.

Lesson no. 09. Topic. We Help one Another.

A. Who does the following work in your house?

Do yourself.

B. Write four things that you do to help your family.

1. Help the mother in the kitchen.
2. Help the parents in watering the plants.
3. Help to carry things.
4. Help to keep the house clean.

C. Write four ways in which you have fun with your family.

1. We play games together.
2. We celebrate special days ~~together~~ with our family.
3. We visit relatives.

P. T. O

Pg-no. 4.

4. We go for picnics together.

D. Make 😊 for what ~~do~~ you ~~and~~ do and  
☹️ for what you don't do.

1. Do you polish your shoes? 😊

2. Do you study on your own? ☹️

3. Do you serve water to guests? 😊

4. Do you pack your bag? 😊

Activity Time.

Do yourself.

---

## Lesson no. 10 Topic. We need shelter.

A. Circle the correct answer.

1. A hut is a Kutcha / Pucca house.
2. Pucca houses are made of straw / bricks.
3. A bungalow is a small big house.
4. A house must have lots of plants / bricks around it.

B. Fill in the blanks.

1. heat, cold, rain, wild animals and storm.
2. Pucca and Kutcha.
3. Kutcha.
4. Cement, bricks, iron, concrete and wood.
5. neat and clean.

C. Do yourself.

D. Activity Time :-> Do yourself.

Lesson no. 11 Topic. Rooms in a House.

A. Fill in the missing letters to complete the names of the rooms.

1. B E D R O O M.

2. K I T C H E N

3. B A T H R O O M.

4. D R A W I N G R O O M.

B. Do yourself.

C. Look at the rooms in your house carefully. Name ~~three~~ things found in each of the following rooms.

1. Bedroom.

Bed , Table , Cupboard.

2. Bathroom.

Bucket , Mug , ~~bat~~ Towel.

3. Kitchen.

~~Gas~~ Oven , utensils , Knife.

4. Drawing room.

1. Sofa
2. Table , curtains .

Activity Time .

Do yourself.



الحفتاح برائے جماعت اول شرم فسٹ

سلفیہ ماڈل سکول  
معلم الاسلام

سبق نمبر ۱۱ جوابات لکھیے

ج۔ اللہ نے انسانوں کے علاوہ اور ایک مخلوق بنائی ہے ان کو فرشتے

کہتے ہیں۔

ج۔ فرشتے دکھائی نہیں دیتے ہیں

ج۔ اللہ نے ہر ایک انسان کے ساتھ دو فرشتے رکھے ہیں ان کو کراماً کہتے

ہے۔

ج۔ کراماً کا بین کا کام لکھنا ہے

درست جملوں کے آگے (س) اور غلط کے آگے (X) لگائے

- ۱ ہم فرشتوں کو دیکھ سکتے ہیں X
- ۲ فرشتے ہمیں دیکھ سکتے ہیں ✓
- ۳ فرشتے رات کو سوتے ہیں X
- ۴ فرشتوں پر ہمارا یقین ہے ✓

سبق نمبر ۱۲ جوابات تحریر کریں

ج۔ نبی کے مضر خیر دینے والا ہے

ج۔ نبی کا کام انسانوں کو اللہ کا راستہ دکھانا تھا

ج۔ ان پر نبی انسان ہی تھے

ج سب سے پہلے نبی حضرت آدمؑ تھے اور سب سے آخری نبی حضرت محمد صلی اللہ علیہ وسلم ہے۔

صبح جملوں کے آگے (ص) اور غلط جملوں کے آگے (غ) لکھتے

- ۱) نبی انسان نہیں تھے (غ)
- ۲) آدمؑ نبی نہیں تھے (غ)
- ۳) محمد صلی اللہ علیہ وسلم آخری نبی تھے (ص)
- ۴) آدمؑ پہلے نبی اور پہلے انسان تھے (ص)

سبق نمبر ۱۳ جوابات قلمبند ہیں

ج۔ اللہ کا کلام لاتے والے فرشتے کا نام جبرائیل علیہ السلام ہے

ج۔ ۱۰ تورات، ۲۳ زبور، ۱۱ انجیل، ۱۰ قرآن

ج۔ اللہ کی آخری کتاب قرآن ہے

خالی جگہوں کو بھرنے

مسلمانوں کی کتاب قرآن ہے

قرآن اللہ کی آخری کتاب ہے

مسلمان قرآن پر عمل کرتا ہے

سبق نمبر ۱۴ جوابات تحریر ہیں

ج ہمارے کتاب کا نام قرآن ہے

ج قرآن کے ۳۰ نپسے پارے ہیں

قرآن کے ایک سو چودہ ۲۱۶ سورتیں ہیں  
قرآن ٹھہر ٹھہرا اور سمجھ کر پڑھنا چاہئے

جوڑے

- |   |               |               |
|---|---------------|---------------|
| ۱ | قرآنِ آخری    | کتاب ہے       |
| ۲ | قرآنِ ایک     | مقدس کتاب ہے  |
| ۳ | قرآن کو باوضو | پڑھنا چاہئے   |
| ۴ | قرآن کے       | ۱۱ سورتیں ہیں |
| ۵ | قرآن کی       | تیس بارے ہیں  |